

Vandalia, Ohio

352 E National Rd



AVAILABLE

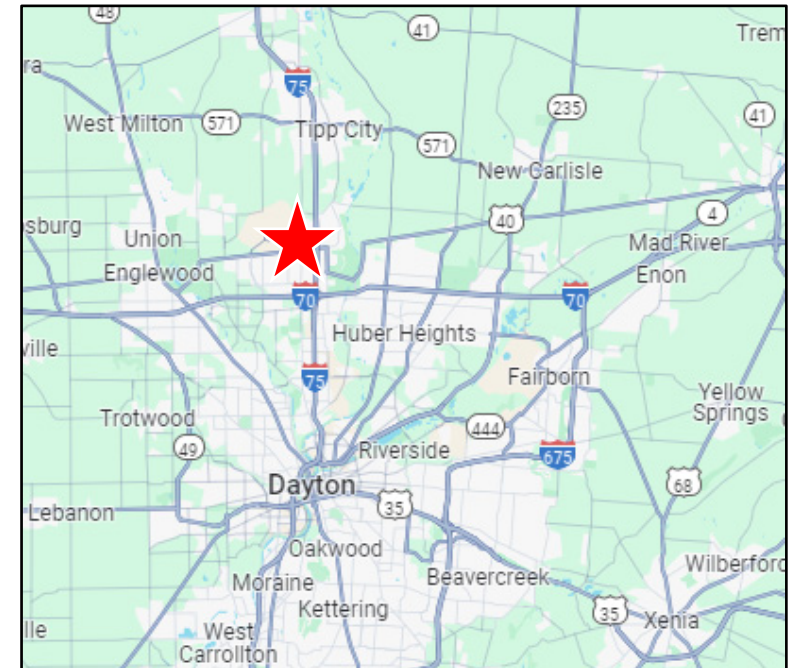


Highlights:

- **1.31 acre parcel**
- **4,074 SF building with drive thru**
- **Approximately 212 ft of frontage on E National Rd**
- **Two access points to site on E National Rd**
- **Abundant parking**

Location:

- **0.28 miles from Interstate 75**
- **19,075 Average daily traffic on E National Rd (US 40)**
- **Area retailers include Wendy's, Taco Bell, Arby's, Subway, Long John Silver's, KFC, McDonald's, and many more**



The data provided herein has been obtained from reliable sources, but accuracy is not guaranteed.

Mark W Zelnik
614.551.3719

mwzelnik@zelnikrealty.com

Kevin Thaxton
614.309.1597

kthaxton@zelnikrealty.com

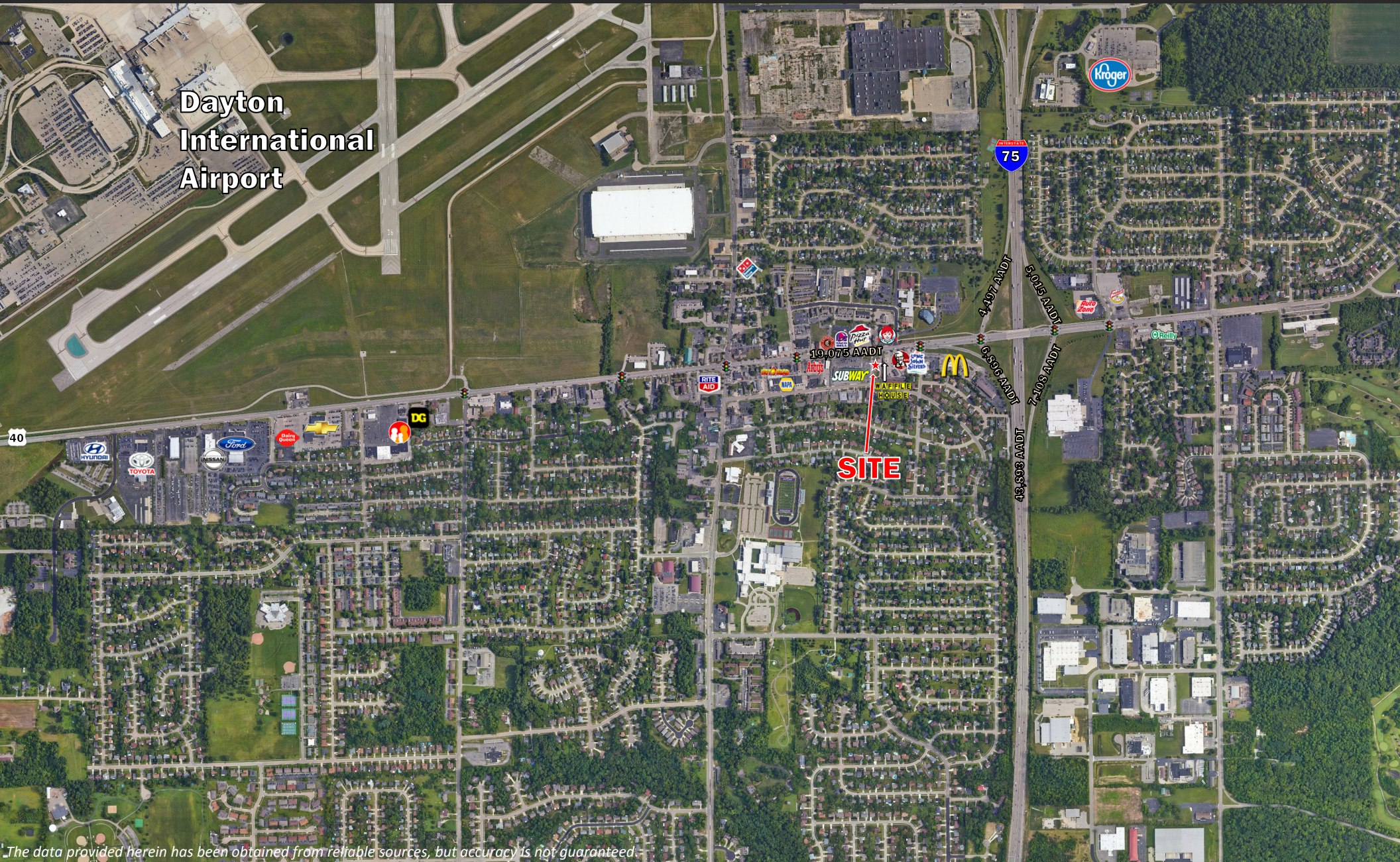
500 Trillium Dr
Galloway, Ohio 43119

Vandalia, Ohio

352 E National Rd



AVAILABLE



The data provided herein has been obtained from reliable sources, but accuracy is not guaranteed.

Mark W Zelnik

614.551.3719

mwzelnik@zelnikrealty.com

Kevin Thaxton

614.309.1597

kthaxton@zelnikrealty.com

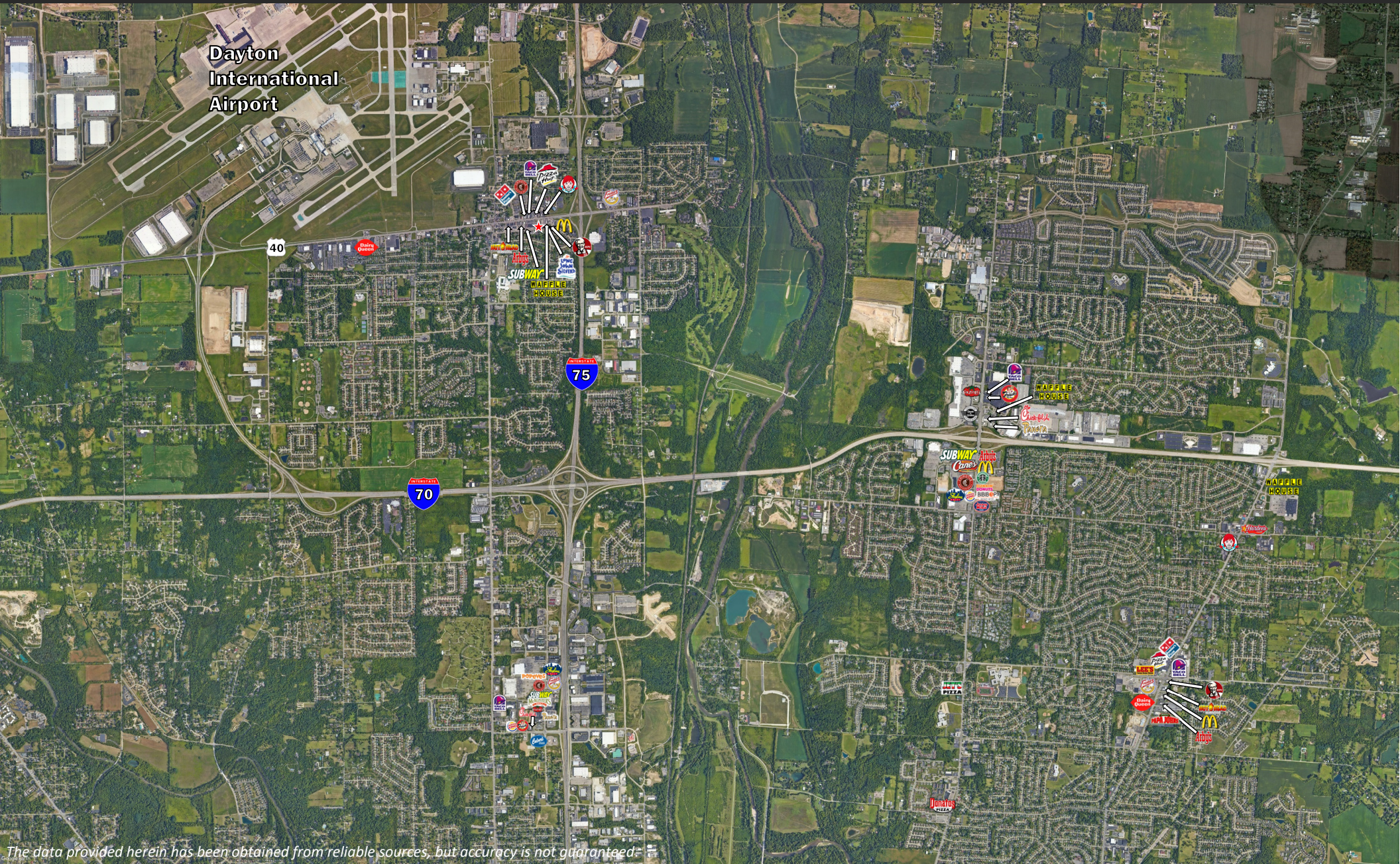
**500 Trillium Dr
Galloway, Ohio 43119**

Vandalia, Ohio

352 E National Rd



AVAILABLE



The data provided herein has been obtained from reliable sources, but accuracy is not guaranteed.

Mark W Zelnik
614.551.3719
mwzelnik@zelnikrealty.com

Kevin Thaxton
614.309.1597
kthaxton@zelnikrealty.com

500 Trillium Dr
Galloway, Ohio 43119

Vandalia, Ohio

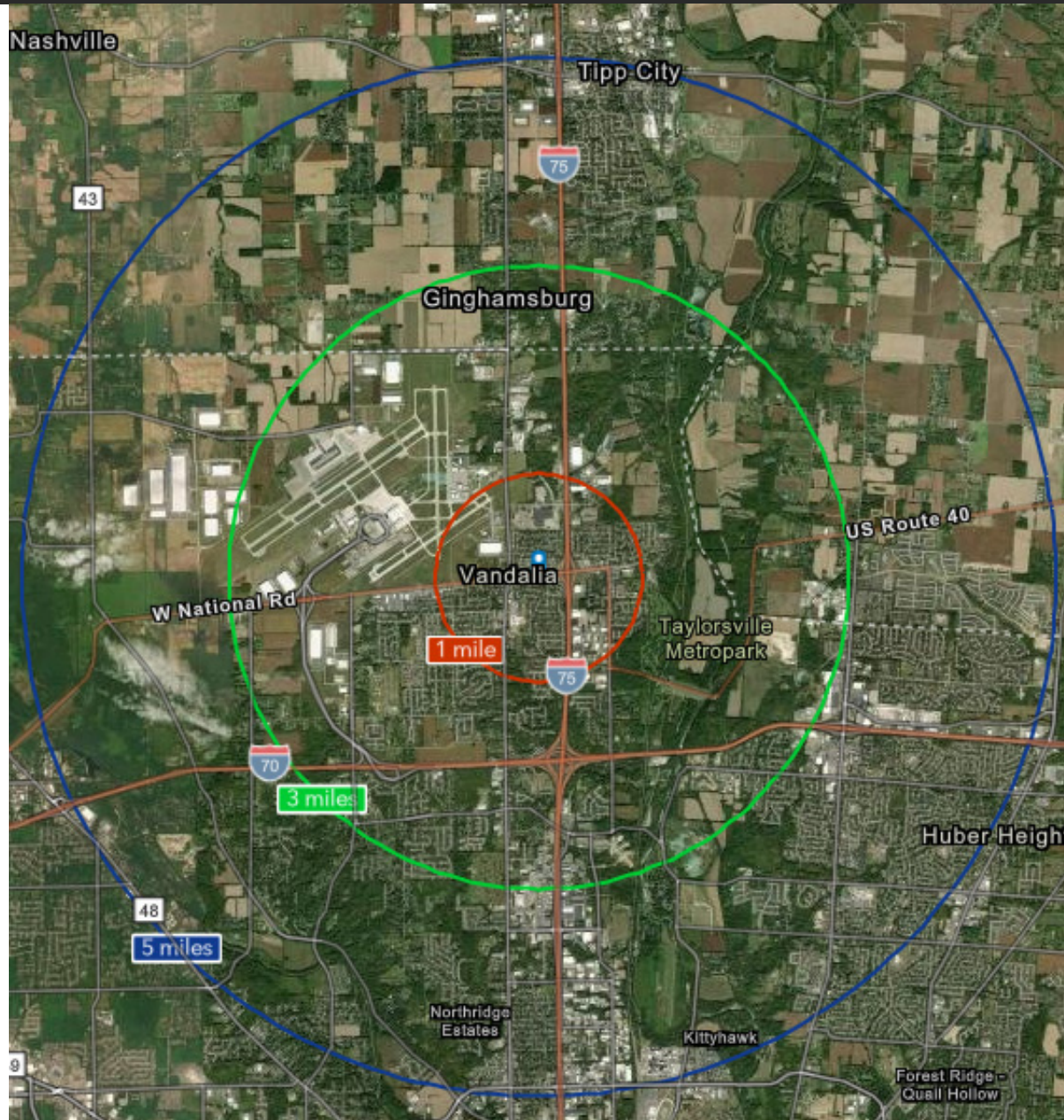
352 E National Rd



Market Summary

1,3,5 Mile Radius

	1 mile	3 miles	5 miles
Population Summary			
2000 Total Population	6,740	19,969	69,953
2010 Total Population	6,597	20,322	70,306
2018 Total Population	6,487	20,504	75,752
2018 Group Quarters	72	309	724
2023 Total Population	6,374	20,081	75,760
2018-2023 Annual Rate	-0.35%	-0.42%	0.00%
2018 Total Daytime Population	5,773	28,097	76,328
Workers	2,847	18,593	38,315
Residents	2,926	9,504	38,013
Household Summary			
2000 Households	2,882	8,296	27,620
2000 Average Household Size	2.00	2.00	3.00
2010 Households	2,882	8,679	28,431
2010 Average Household Size	2.27	2.32	2.45
2018 Households	2,982	9,003	31,332
2018 Average Household Size	2.15	2.24	2.39
2023 Households	2,969	8,922	31,666
2023 Average Household Size	2.12	2.22	2.37
2018-2023 Annual Rate	-0.09%	-0.18%	0.21%
2010 Families	1,776	5,665	19,570
2010 Average Family Size	2.87	2.86	2.94
2018 Families	1,733	5,595	20,754
2018 Average Family Size	2.81	2.84	2.93
2023 Families	1,715	5,517	20,909
2023 Average Family Size	2.77	2.80	2.90
2018-2023 Annual Rate	-0.21%	-0.28%	0.15%
Housing Unit Summary			
2000 Housing Units	3,005	8,614	28,781
Owner Occupied Housing Units	62.0%	67.0%	68.0%
Renter Occupied Housing Units	34.0%	30.0%	28.0%
Vacant Housing Units	4.0%	4.0%	4.0%
2010 Housing Units	3,122	9,291	30,531
Owner Occupied Housing Units	60.0%	64.0%	65.0%
Renter Occupied Housing Units	32.0%	30.0%	28.0%
Vacant Housing Units	8.0%	7.0%	7.0%
2018 Housing Units	3,119	9,400	32,770
Owner Occupied Housing Units	58.0%	63.0%	65.0%
Renter Occupied Housing Units	37.0%	33.0%	30.0%
Vacant Housing Units	4.0%	4.0%	4.0%
2023 Housing Units	3,126	9,291	32,981
Owner Occupied Housing Units	59.0%	64.0%	66.0%
Renter Occupied Housing Units	36.0%	32.0%	30.0%
Vacant Housing Units	5.0%	4.0%	4.0%
Median Household Income			
2018	\$65,618	\$71,529	\$69,745
2023	\$76,622	\$81,381	\$79,352
Median Home Value			
2018	\$149,959	\$210,767	\$189,123
2023	\$209,915	\$248,248	\$228,580
Per Capita Income			
2018	\$38,864	\$41,253	\$39,024
2023	\$45,833	\$48,224	\$45,407
Median Age			
2010	40.0	42.3	40.3
2018	41.3	44.9	43.0
2023	41.2	45.2	43.6



The data provided herein has been obtained from reliable sources, but accuracy is not guaranteed.

<p>Mark W Zelnik 614.551.3719 mwzelnik@zelnikrealty.com</p>	<p>Kevin Thaxton 614.309.1597 kthaxton@zelnikrealty.com</p>	<p>500 Trillium Dr Galloway, Ohio 43119</p>
---	---	--

Vandalia, Ohio

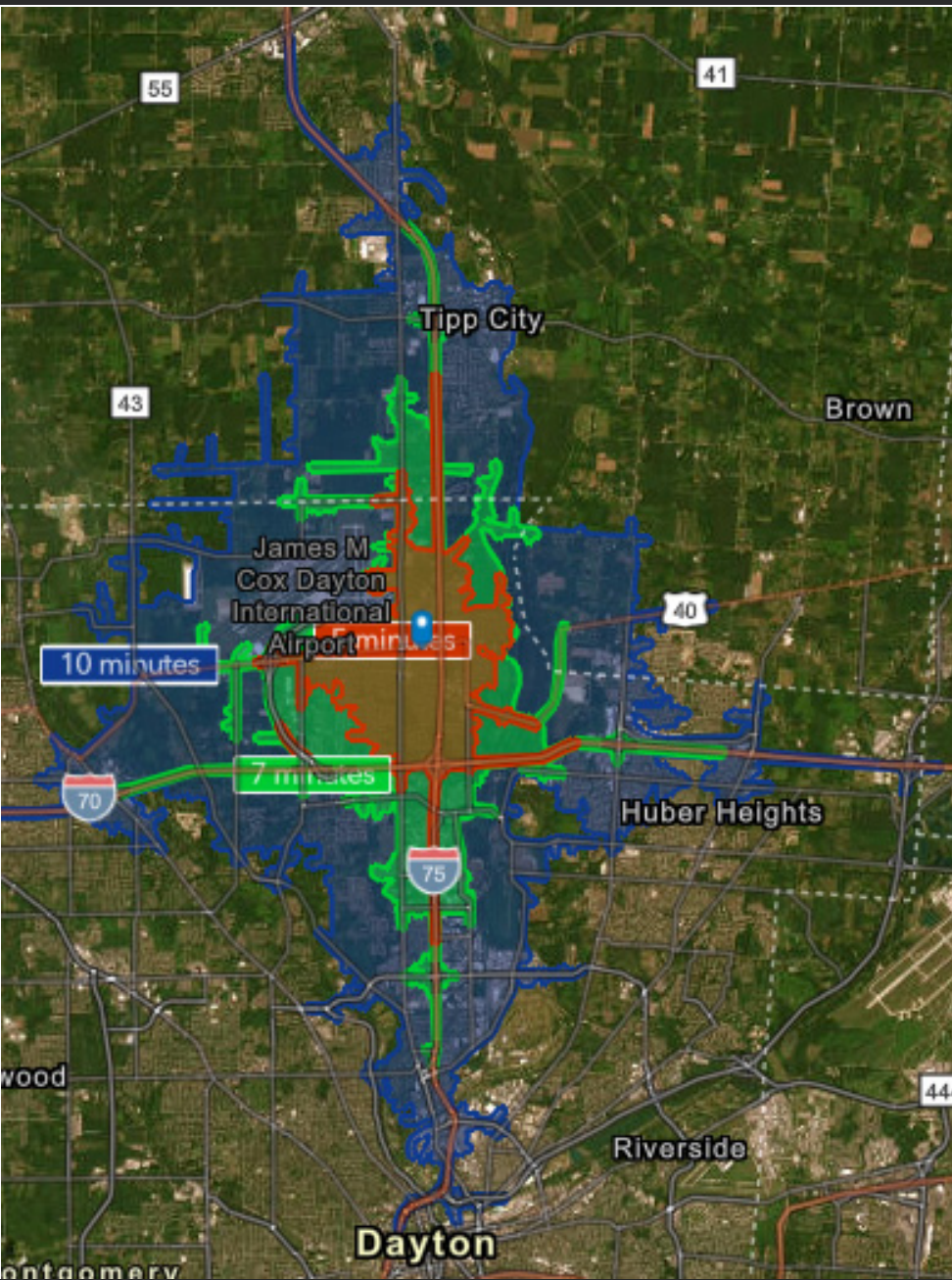
352 E National Rd



Market Summary

5,7,10 Minute Drive Time

	5 minutes	7 minutes	10 minutes
Population Summary			
2000 Total Population	12,677	17,009	60,497
2010 Total Population	12,759	17,390	59,238
2018 Total Population	12,494	17,309	59,673
2018 Group Quarters	159	252	605
2023 Total Population	12,229	16,982	59,408
2018-2023 Annual Rate	-0.43%	-0.38%	-0.09%
2018 Total Daytime Population	13,377	22,901	72,324
Workers	7,809	15,204	41,885
Residents	5,568	7,697	30,439
Household Summary			
2000 Households	5,450	7,129	24,424
2000 Average Household Size	2.00	2.00	2.00
2010 Households	5,615	7,414	24,495
2010 Average Household Size	2.25	2.32	2.40
2018 Households	5,747	7,610	25,516
2018 Average Household Size	2.15	2.24	2.31
2023 Households	5,697	7,554	25,675
2023 Average Household Size	2.12	2.21	2.29
2018-2023 Annual Rate	-0.17%	-0.15%	0.12%
2010 Families	3,476	4,719	16,442
2010 Average Family Size	2.84	2.90	2.90
2018 Families	3,359	4,592	16,399
2018 Average Family Size	2.79	2.87	2.87
2023 Families	3,311	4,536	16,440
2023 Average Family Size	2.75	2.84	2.83
2018-2023 Annual Rate	-0.29%	-0.25%	0.05%
Housing Unit Summary			
2000 Housing Units	5,671	7,422	25,739
Owner Occupied Housing Units	63.0%	64.0%	65.0%
Renter Occupied Housing Units	33.0%	32.0%	30.0%
Vacant Housing Units	4.0%	4.0%	5.0%
2010 Housing Units	6,047	7,988	26,635
Owner Occupied Housing Units	58.0%	60.0%	62.0%
Renter Occupied Housing Units	34.0%	32.0%	30.0%
Vacant Housing Units	7.0%	7.0%	8.0%
2018 Housing Units	6,015	7,974	26,965
Owner Occupied Housing Units	57.0%	59.0%	62.0%
Renter Occupied Housing Units	39.0%	37.0%	33.0%
Vacant Housing Units	4.0%	5.0%	5.0%
2023 Housing Units	5,947	7,892	27,019
Owner Occupied Housing Units	58.0%	60.0%	63.0%
Renter Occupied Housing Units	38.0%	36.0%	32.0%
Vacant Housing Units	4.0%	4.0%	5.0%
Median Household Income			
2018	\$66,690	\$68,968	\$63,461
2023	\$77,467	\$78,948	\$73,756
Median Home Value			
2018	\$187,385	\$197,494	\$191,613
2023	\$234,293	\$241,659	\$230,396
Per Capita Income			
2018	\$40,281	\$39,940	\$38,316
2023	\$47,237	\$46,521	\$44,631
Median Age			
2010	41.0	40.9	40.8
2018	42.5	43.1	43.3
2023	42.5	43.2	43.7



The data provided herein has been obtained from reliable sources, but accuracy is not guaranteed.

Mark W Zelnik
614.551.3719
 mwzelnik@zelnikrealty.com

Kevin Thaxton
614.309.1597
 kthaxton@zelnikrealty.com

500 Trillium Dr
Galloway, Ohio 43119